

### 3. Trouble-shooting

Symptom	Possible Causes	Solution
blank display when On/Off is pressed	discharged battery	replace battery
	defective battery	
	defective ON/OFF key	press ON/OFF key for long
no action taken after TARE or HOLD is pressed	defective TARE or HOLD key	clean TARE or HOLD key
unstable readings	scale in motion	stabilize the load and scale
	scale in damped	dry the scale
	dust on PCS board	clean PCB board
reading is not zero without load	unstable system power	longer warm-up time
	load-cell stressed too much or too long	hang the scale in storage
large error in weight reading	scale is not zeroed before loading	keep the scale unload and reboot
	re-calibration needed	re-calibration the scale
	improper unit	switch to proper unit


## Content

1. Specifications .....	
Specifications .....	1
Capacity and Resolution .....	2
2. Operation Guide.....	3
Power On.....	3
Power Off.....	3
Tare.....	4
Hold .....	5
Unit Switch.....	5
Zero .....	6
3. Trouble - shooting .....	7

# Small Crane Scale User's Manual

## 2.Operation Guide

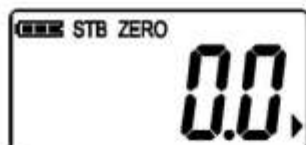
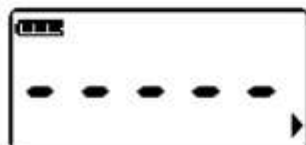
### Power On

Press  for 1 second to turn on, battery tests and




Initializes

- Screen shows detection message while scale detects its load and auto - zero itself.




### Power Off

Press  for 1 second to power off scale.



- Display shows power - off message.

### Tare

Press  to store weight as tare.



- "TARE" shows and weight turns zero.



- If weight is over 100% F.S., or less than 0, tare is not allowed.

- If weight is not stable or held, tare is not allowed.


Taring will reduce scale's apparent overloading range. E.g., if a 10kg container is tared and scale's maximum capacity is 50kg, scale will overload at a new weight of 40.18kg (50-10+9divisions)

Press  to restore tare.

- "TARE" hides, and weight resumes in gross mode.



### Hold

Press  to lock the display.




"HOLD" shows and display is frozen.

Press  again to resume display.



"HOLD" hides and display resume refreshing.

### Unit Switch

Press  for 1 second to switch measuring unit between kg, lb, and N.



If scale is tared, or held, unit swirching is not allowed



### Capacity and Resolution


Model	Max.Cap (kg/lb)	E (kg/lb)	Division (n)
OCS-C	100/200	0.02/0.04	5,000
OCS-C	200/440	0.05/0.11	4,000
OCS-C	300/660	0.10/0.22	3,000
OCS-D	100/200	0.02/0.04	5,000
OCS-D	200/440	0.05/0.11	4,000
OCS-D	300/660	0.10/0.22	3,000
OCS-D	500/1110	0.20/0.44	2,500

## 1.Specifications

### Specifications

Accuracy Class	Chinese GB/T 11883 - 2002 Class III
Tare Range	100% F.S.
Auto Zero	±50% F.S.
Manual Zero	±2% F.S.
Zero - tracking	0.5c/s
Reading Stable Time	≤10 seconds
Auto - sleep	Sable and no action in 3 sec.
Auto - off	Sable and no action in 3 min.
Overload	100% F.S. + 9e
Max. Safety Load	120% F.S.
Ultimate Load	300% F.S.
Battery Life	>150 hours
Temp. (Op.)	- 10℃ ~ + 40℃
Humidity (Op.)	≤90% at 20℃

## Zero

Press  for 1 second to zero scale.

“ZERO” shows and weight turns zero.

If weight is tared, or not stable, or

held, zero is not allowed.

If weight is over Manual - Zero range, zero is not allowed.

